

Cardiovascular and Interventional Radiological Society of Europe

ECIO 2013

**Fourth European Conference
on Interventional Oncology**

Preliminary Programme

**June 19-22, 2013
Budapest | Hungary**

www.ecio.org

CIRSE

Dear Colleagues,

In recent years, Interventional Oncology has emerged as a new discipline offering effective treatment of many malignant tumours with minimally invasive techniques. In numerous cases, Interventional Oncology achieves the destruction of tumours with fewer complications and more rapid recovery than traditional surgical methods. It also greatly contributes to the palliation of cancers, making it the fourth pillar of modern cancer care alongside radiation oncology, surgical oncology and medical oncology.

In the establishment of Interventional Oncology as a mainstream discipline, it is essential to show how it compares to other medical fields in terms of outcomes and costs. We need systematic and accurate collection of data in order to enable evidence-based decision making and to explore not only technological developments, but also issues relating to training and practice.

CIRSE greatly contributes to this aim by organising the annual European Conference on Interventional Oncology, which provides a state-of-the-art educational platform covering every aspect of this important branch of Interventional Radiology.

The programme of ECIO 2013 will include both clinical and technical focus sessions, in which leading experts from all around the world will present state-of-the-art techniques, as well as developments and innovations that are currently undergoing clinical investigation. The very popular hands-on workshops and the interactive sessions on the management of complications will be further expanded. In addition, to accommodate the multi-faceted nature of oncological care and to help support the clinical aspects of Interventional Oncology, a new series of multidisciplinary tumour boards, including the



A. Adam



V. Bérczi



T. de Baère



A. Gangi



T.K. Helmberger



J. Lammer



M.J. Lee



R. Lencioni

COMMITTEES

Advisory Board

Andreas Adam (UK)
Thierry de Baère (FR)
Johannes Lammer (AT)
Riccardo Lencioni (IT)
Jan H. Peregrin (CZ)
Jim A. Reekers (NL)

Scientific Programme Committee

Thierry de Baère (FR), Chairman
Riccardo Lencioni (IT), Chairman
Viktor Bérczi (HU)
Afshin Gangi (FR)
Thomas K. Helmberger (DE)
Michael J. Lee (IE)
Katerina Malagari (GR)
Robert A. Morgan (UK)
Franco Orsi (IT)
Philippe L. Pereira (DE)
Tarun Sabharwal (UK)
Vlastimil Válek (CZ)

Local Host Committee

Viktor Bérczi (Budapest), Chairman
Zoltán Bánsághi (Budapest)
István Battyányi (Pécs)
Attila Doros (Budapest)
Kálmán Hüttl (Budapest)
István Lázár (Miskolc)

discussion of clinical cases, will be introduced, with the aim to develop clinical practice guidelines and treatment recommendations.

The "ECIO meets..." programme will again feature prominently, with joint sessions organised in co-operation with the International Liver Cancer Association (ILCA), the World Conference on Interventional Oncology (WCIO), and – for the first time – the European Society for Therapeutic Radiology and Oncology (ESTRO).

Interventional radiologists attending ECIO 2013 can benefit from an extended "Bring Your Referring Physician" Programme. This programme offers free registration to non-interventionists who wish to accompany their IR colleagues to the conference. It strengthens interdisciplinary ties and allows other disciplines

to learn more about IR therapies. Further information and registration can be found on page 19 or at www.ecio.org.

The ECIO registration fee will include free online access to all ECIO 2013 presentations via ESIRonline for three months after the congress. CIRSE members benefit from year-round access to the complete lecture database on ESIRonline, featuring presentations held at all CIRSE-organised events on a multitude of IR topics, making it a continuous learning experience.

We cordially invite you to experience all the great features of ECIO for yourself and look forward to welcoming you in Budapest from June 19-22!



K. Malagari



R.A. Morgan



F. Orsi



J.H. Peregrin



P.L. Pereira



T. Sabharwal



J.A. Reekers



V. Válek

Content

2	Preliminary Faculty
3	Honorary Lecture
4	Programme Overview
6	Scientific Programme
16	Hands-on Workshops
18	Registration / CME / Addresses
19	Incentive Programme
20	Accommodation

Preliminary Faculty

as per printing date - subject to change

Adam A.	London/UK	Kelekis A.D.	Athens/GR
Akhan O.	Ankara/TR	Kelekis D.A.	Athens/GR
Albrecht T.	Berlin/DE	Kemeny N.E.	New York, NY/US
Andrašina T.	Brno/CZ	Kenny L.M.	Brisbane, QLD/AU
Anselmetti G.C.	Candiolo/IT	Kim H.S.	Atlanta, GA/US
Arai Y.	Tokyo/JP	King J.	London/UK
Ayuso C.	Barcelona/ES	Kirn D.H.	San Francisco, CA/US
Baek J.H.	Seoul/KR	Kothary N.	Stanford, CA/US
Bánsághi Z.	Budapest/HU	Kuang M.	Guangzhou/CN
Bartolozzi C.	Pisa/IT	Lammer J.	Vienna/AT
Battyány I.	Pécs/HU	Lang-Lazdunski L.	London/UK
Baudin E.	Villejuif/FR	Lee F.	Madison, WI/US
Belli A.-M.	London/UK	Lee M.J.	Dublin/IE
Bérczi V.	Budapest/HU	Lencioni R.	Pisa/IT
Bester L.	Sydney, NSW/AU	Llovet J.M.	Barcelona/ES
Bezzi M.	Rome/IT	Madoff D.C.	New York, NY/US
Bilbao J.I.	Pamplona/ES	Malagari K.	Athens/GR
Bolondi L.	Bologna/IT	Martin R.C.G.	Louisville, KY/US
Boraschi P.	Pisa/IT	Mazzaferro V.	Milan/IT
Breen D.J.	Southampton/UK	Méjean A.	Paris/FR
Brountzos E.	Athens/GR	Moeslein F.M.	Baltimore, MD/US
Burroughs A.K.	London/UK	Morgan R.A.	London/UK
Buy X.	Bordeaux/FR	Moschouris H.	Piraeus/GR
Callstrom M.R.	Rochester, MN/US	Mueller P.R.	Boston, MA/US
Caridi J.G.	Gainesville, FL/US	Narayanan G.	Miami, FL/US
Carrafiello G.	Varese/IT	Nutting C.W.	Englewood, CO/US
Colombo M.	Milan/IT	Oláh A.	Győr/HU
Crocetti L.	Pisa/IT	Orsi F.	Milan/IT
Cynamon J.	New York, NY/US	Palussière J.	Bordeaux/FR
de Baère T.	Villejuif/FR	Park S.J.	Daejeon/KR
Della Pina C.	Pisa/IT	Patt R.	New York, NY/US
Denys A.	Lausanne/CH	Peregrin J.H.	Prague/CZ
Deschamps F.	Villejuif/FR	Pereira P.L.	Heilbronn/DE
Dodd III G.D.	Aurora, CO/US	Pluntke S.	Essen/DE
Doros A.	Budapest/HU	Pötter R.	Vienna/AT
Fiorentini G.	Pesaro/IT	Reimer P.	Karlsruhe/DE
Forner A.	Barcelona/ES	Rhim H.	Seoul/KR
Funovics M.A.	Vienna/AT	Rilling W.S.	Milwaukee, WI/US
Gade T.	Philadelphia, PA/US	Sabharwal T.	London/UK
Galle P.R.	Mainz/DE	Salem R.	Chicago, IL/US
Gangi A.	Strasbourg/FR	Samuels S.L.	Miami, FL/US
Garcia-Mónaco R.D.	Buenos Aires/AR	Sangro B.	Pamplona/ES
Garnon J.	Strasbourg/FR	Scheppers I.	Karlsruhe/DE
Gervais D.	Boston, MA/US	Sofocleous C.T.	New York, NY/US
Geschwind J.-F.H.	Baltimore, MD/US	Soulen M.C.	Philadelphia, PA/US
Gillams A.	London/UK	Suh R.D.	Los Angeles, CA/US
Goldberg N.	Jerusalem/IL	Tacke J.	Passau/DE
Golzarian J.	Minneapolis, MN/US	Válek V.	Brno/CZ
Grosso M.	Cuneo/IT	Valentini V.	Rome/IT
Haage P.	Wuppertal/DE	van Strijen M.J.L.	Nieuwegein/NL
Hacking N.	Southampton/UK	Veltri A.	Orbassano/IT
Hausegger K.A.	Klagenfurt/AT	Vogl T.J.	Frankfurt/DE
Helmberger T.K.	Munich/DE	Watkinson A.F.	Exeter/UK
Jakobs T.F.	Munich/DE	White S.B.	Milwaukee, WI/US
Johnson M.S.	Indianapolis, IN/US	Wood B.J.	Bethesda, MD/US
Katsanos K.N.	London/UK		



ECIO 2013 Honorary Lecture

Carlo Bartolozzi

Carlo Bartolozzi was born in Venice on August 13, 1947. At 24 years of age, he graduated from the Medical School of the University of Padua. A brilliant career had just begun, and by 1980, he had been appointed Associate Professor in Radiology at the University of Florence.

In 1990, he took up the position of Professor of Radiology at the University of Pisa, as well as being appointed Director of the Chair of Radiology and Chairman of the Radiology Residency Programme at the University of Pisa, titles which he still holds.

From 1999-2007, he took up the additional post of Director of the Department of Oncology, Transplants and Advanced Technologies in Medicine of the University of Pisa. Alongside these duties, he also served as Director of the Department of Diagnostic Radiology at the University Hospital of Pisa from 2004-2008, and since 2011, has been the Director of the Department of Diagnostic and Interventional Radiology and Nuclear Medicine.

Due to his excellent work in these many key positions, he was awarded the highest recognition of the University of Pisa, the "Cherubino d'oro", in 2011.

In addition to his educational and clinical contribution to the University of Pisa, Prof. Bartolozzi has also been instrumental in research work, co-ordinating the University of Pisa Research Group in ten European Union-funded projects. He is also a founding member of the Erasmus Project Course on MRI (EMRI).

Cross-cultural exchange and international co-operation have been visible features of his career, and he has worked as a Visiting Professor at the Universities of Chicago and Cambridge, as well as being heavily involved with many national and international medical societies.

From 2000-2001, Prof. Bartolozzi acted as President of the European Society of Magnetic Resonance in Medicine and Biology (ESMRMB), and from 2005-2007, as President of the European Society of Gastrointestinal and Abdominal Radiology (ESGAR). He has also headed several international meetings, serving as President of the Annual Meeting of the European Society of Gastrointestinal and Abdominal Radiology (ESGAR) 2005 in Florence, as well as Co-Chairman of the International Congress of Radiology (ICR) in San Paulo in 2012. He will also hold the Presidency of the 46th Congress of the Italian Society of Radiology (SIRM), to be held in Florence in 2014.

He has been an invited lecturer in 31 countries, and delivered the honorary lecture at the European Congress of Radiology (ECR) in Vienna in 2009. In the same year, he was also awarded the Gold Medal of the European Society of Gastrointestinal and Abdominal Radiology (ESGAR) in Valencia.

Prof. Bartolozzi is an Honorary Member of the Belgian Radiological Society, the Austrian Radiological Society and the French Radiological Society, as well as holding Honorary Fellowship of the Asian Society of Abdominal Radiology. He is a Fellow of CIRSE, and a corresponding Member of the Radiological Society of North America (RSNA), the Swiss Radiological Society and the Turkish Radiological Society.

Prof. Bartolozzi is a prolific author, having published 20 monographs and authored or co-authored over 250 papers featured in PubMed. His major fields of scientific interest include liver imaging with different modalities, diagnosis of HCC, interventional procedures for HCC treatment and image-guided intervention. From 2000-2009, he was also Section Editor of the Journal European Radiology (for the hepatobiliary-pancreas section).

Honorary Lecture

Diagnosis and treatment of HCC: from guidelines to clinical practice

Thursday, June 20
16:00-17:00

Wednesday, June 19

Thursday, June 20

08:00						
09:00	CF 101 Early-stage HCC	HD 102 Hepatic vascularity and transcatheter IO procedures		CF 701 New clinical applications of image-guided ablation	HD 702 Transcatheter tumour therapy	
10:00	Coffee break			Coffee break		
11:00	CF 201 Intermediate- advanced HCC	TF 202 Imaging follow-up after IO treatments	HoW 1 Image-guided tumour ablation - kidney and bone	NH 801 New horizons in IO	TF 802 Image guidance in IO	HoW 3 Image-guided tu- mour ablation - liver
12:00	Break			Break		
13:00	Satellite Lunch Symposia			Satellite Lunch Symposia		
14:00	Break			Break		
15:00	EM 401 ECIO meets ILCA 'Open issues in the management of liver cancer'	TF 402 Advances in abla- tion technologies	HoW 2 Image-guided tu- mour ablation - lung	EM 1001 ECIO meets WCIO 'The future of IO'	HD 1002 Image-guided ablation	HoW 4 Image-guided tumour ablation - kidney and bone
16:00	Coffee break			Coffee break		
17:00	CF 501 Lung cancer	CF 502 Neuroendocrine liver metastases		HL 1101 Honorary Lecture	CF 1102 Bone cancer	
18:00	Satellite Symposia			Satellite Symposia		



e-voting



recommended for EBIR preparation

Friday, June 21

Saturday, June 22

08:00				
15				
30				
45				
09:00	CF 1301 Colorectal liver metastases 	IS 1302 Management of complications I 	IS 1901 Management of complications II 	
15				
30				
45				
10:00	Coffee break		Coffee break	
15				
30				
45				
11:00	EM 1401 Professional issues in cancer care Joint session with ESTRO	HoW 5 Image-guided tumour ablation - liver	IS 2001 Multidisciplinary Tumour Board: Lung and kidney cancers 	
15				
30				
45				
12:00	Break			
15				
30				
45				
13:00	Satellite Lunch Symposia			
15				
30				
45				
14:00	Break			
15				
30	IS 1601 Multidisciplinary Tumour Board: HCC and hepatic metastases 	HoW 6 Image-guided tumour ablation - lung		
45				
15:00				
15				
30	Coffee break			
45				
16:00	CF 1701 Kidney cancer 	CF 1702 Palliative cancer management 		
15				
17:00				
15				
30	Satellite Symposia			
45				
18:00				

CF: Clinical Focus Session
EM: ECIO meets
HD: How I do it: tips and tricks from the experts
HL: Honorary Lecture

HoW: Hands-on Workshop
IS: Interactive Session
NH: New Horizons
TF: Technical Focus Session

Wednesday, June 19

- CF 101** 08:30-10:00
Clinical Focus Session
Early-stage HCC **Room Pátia** 
- Moderators: M. Colombo (Milan/IT), P.R. Galle (Mainz/DE)*
- 101.1 Current diagnostic criteria
L. Crocetti (Pisa/IT)
- 101.2 Staging and triage
A. Forner (Barcelona/ES)
- 101.3 Resection and transplantation
V. Mazzaferro (Milan/IT)
- 101.4 Advances in image-guided ablation
R. Lencioni (Pisa/IT)
- Worldwide views: Is ablation replacing resection for small tumours?**
- 101.5 Asian perspective
H. Rhim (Seoul/KR)
- 101.6 European perspective
P.L. Pereira (Heilbronn/DE)
- 101.7 North American perspective
G.D. Dodd III (Aurora, CO/US)
- HD 102** 08:30-10:00
How I do it: tips and tricks from the experts
Hepatic vascularity and transcatheter IO procedures **Room Bartók**
- Moderators: V. Bérczi (Budapest/HU), M.A. Funovics (Vienna/AT)*
- 102.1 Normal anatomy and variance
S.J. Park (Daejeon/KR)
- 102.2 Local haemodynamics
Y. Arai (Tokyo/JP)
- 102.3 Parasitic vascular supply
K. Malagari (Athens/GR)
- 102.4 Arterio-venous shunts
J.G. Caridi (Gainesville, FL/US)
- 102.5 Portal venous thrombosis
J. Golzarian (Minneapolis, MN/US)
- 102.6 Special tips for drug-eluting bead injection
H.S. Kim (Atlanta, GA/US)
- CF 201** 10:30-12:00
Clinical Focus Session
Intermediate-advanced HCC **Room Pátia** 
- Moderators: L. Bolondi (Bologna/IT), B. Sangro (Pamplona/ES)*
- 201.1 Conventional TACE
M.C. Soulen (Philadelphia, PA/US)
- 201.2 Drug-eluting beads
J.-F.H. Geschwind (Baltimore, MD/US)
- 201.3 Y-90
R. Salem (Chicago, IL/US)
- 201.4 Systemic therapy
J.M. Llovet (Barcelona/ES)

Worldwide views: Is conventional TACE being replaced by novel techniques?

- 201.5 Asian perspective
Y. Arai (Tokyo/JP)
- 201.6 European perspective
T.K. Helmberger (Munich/DE)
- 201.7 North American perspective
G. Narayanan (Miami, FL/US)

10:30-12:00

**TF 202 Technical Focus Session
Imaging follow-up after IO treatments****Room Bartók***Moderators: P. Boraschi (Pisa/IT), P.L. Pereira (Heilbronn/DE)*

- 202.1 Standard and novel tumour response criteria
R. Patt (New York, NY/US)
- 202.2 Liver ablation: HCC
C. Ayuso (Barcelona/ES)
- 202.3 Liver ablation: metastases
M. Bezzi (Rome/IT)
- 202.4 Hepatic chemoembolization
C. Della Pina (Pisa/IT)
- 202.5 Lung ablation
R.D. Suh (Los Angeles, CA/US)
- 202.6 Renal ablation
D. Gervais (Boston, MA/US)

10:30-12:00

**HoW 1 Hands-on Workshop
Image-guided tumour ablation – kidney and bone****Room Liszt***Coordinators: L. Crocetti (Pisa/IT), A. Gillams (London/UK)*

12:15-13:45

Satellite Lunch Symposia

14:00-15:30

**EM 401 ECIO meets ILCA (International Liver Cancer Association)
Open issues in the management of liver cancer****Room Páttria***Moderators: R. Lencioni (Pisa/IT), to be announced*

- 401.1 Combining loco-regional and systemic treatments in HCC: where do we stand? (20 min)
to be announced
- 401.2 New interventional oncology approaches for HCC: an update on clinical trials (20 min)
R. Lencioni (Pisa/IT)
- 401.3 mRECIST response assessment: from research to clinical practice (20 min)
A.K. Burroughs (London/UK)
- 401.4 Milestones in HCC research: where do we go from here? (20 min)
to be announced



e-voting



recommended for EBIR preparation

TF 402 14:00-15:30 **Technical Focus Session** **Room Bartók**
Advances in ablation technologies

Moderators: D.A. Kelekis (Athens/GR), V. Válek (Brno/CZ)

- 402.1 Microwaves
F. Lee (Madison, WI/US)
- 402.2 Cryoablation
S.L. Samuels (Miami, FL/US)
- 402.3 IRE
T.K. Helmberger (Munich/DE)
- 402.4 Laser
T.J. Vogl (Frankfurt/DE)
- 402.5 RFA and chemical ablation
M. Kuang (Guangzhou/CN)
- 402.6 Bench to bedside
N. Goldberg (Jerusalem/IL)

HoW 2 14:00-15:30 **Hands-on Workshop** **Room Liszt**
Image-guided tumour ablation – lung

Coordinators: L. Crocetti (Pisa/IT), A. Gillams (London/UK)

CF 501 16:00-17:00 **Clinical Focus Session** **Room Pátia** 
Lung cancer

Moderators: S. Pluntke (Essen/DE), T.J. Vogl (Frankfurt/DE)

- 501.1 Optimised management between surgery and ablation
L. Lang-Lazdunski (London/UK)
- 501.2 Is radiation therapy the standard of care for inoperable patients?
L.M. Kenny (Brisbane, QLD/AU)
- 501.3 Ablation of primary NSCLC
R.D. Suh (Los Angeles, CA/US)
- 501.4 Ablation of metastases
C.T. Sofocleous (New York, NY/US)

16:00-17:00
CF 502 Clinical Focus Session
Neuroendocrine liver metastases

Room Bartók 

Moderators: J. Lammer (Vienna/AT), W.S. Rilling (Milwaukee, WI/US)

- 502.1 Systemic and radiometabolic therapy
E. Baudin (Villejuif/FR)
- 502.2 TACE
T. de Baère (Villejuif/FR)
- 502.3 Radioembolization
T.F. Jakobs (Munich/DE)
- 502.4 Local ablation
A. Gillams (London/UK)

17:00-17:30

Satellite Symposia

Thursday, June 20

- 08:30-10:00
- CF 701 Clinical Focus Session** **Room Páttria** 
New clinical applications of image-guided ablation
- Moderators: A.-M. Belli (London/UK), S.L. Samuels (Miami, FL/US)*
- 701.1 Pancreas
G. Narayanan (Miami, FL/US)
- 701.2 Breast
J. Palussière (Bordeaux/FR)
- 701.3 Prostate
A. Gangi (Strasbourg/FR)
- 701.4 Thyroid and parathyroid
J.H. Baek (Seoul/KR)
- 701.5 Adrenal
A. Gillams (London/UK)
-
- 08:30-10:00
- HD 702 How I do it: tips and tricks from the experts** **Room Bartók**
Transcatheter tumour therapy
- Moderators: J.I. Bilbao (Pamplona/ES), A. Doros (Budapest/HU)*
- 702.1 Conventional TACE
J. Cynamon (New York, NY/US)
- 702.2 Drug-eluting beads
K. Malagari (Athens/GR)
- 702.3 Radioembolization
J.I. Bilbao (Pamplona/ES)
- 702.4 Chemosaturation
F. Orsi (Milan/IT)
- 702.5 Hepatic arterial ports
T. de Baère (Villejuif/FR)
- 702.6 Portal vein embolization
A. Denys (Lausanne/CH)
-
- 10:30-12:00
- NH 801 New Horizons** **Room Páttria**
New horizons in IO
- Moderators: M.J. Lee (Dublin/IE), R.A. Morgan (London/UK)*
- 801.1 Chemosaturation
C.W. Nutting (Englewood, CO/US)
- 801.2 Viral therapy
D.H. Kirn (San Francisco, CA/US)
- 801.3 IRE
G. Narayanan (Miami, FL/US)
- 801.4 HIFU
F. Orsi (Milan/IT)
- 801.5 Thermally sensitive doxorubicin carriers
R. Lencioni (Pisa/IT)
- 801.6 Tumour metabolism inhibitors
J.-F.H. Geschwind (Baltimore, MD/US)

TF 802 10:30-12:00 **Technical Focus Session** **Room Bartók**
Image guidance in IO

Moderators: Y. Arai (Tokyo/JP), P. Haage (Wuppertal/DE)

- 802.1 Conebeam CT
M.J.L. van Strijen (Nieuwegein/NL)
- 802.2 Fusion imaging
B.J. Wood (Bethesda, MD/US)
- 802.3 Contrast ultrasound
H. Moschouris (Piraeus/GR)
- 802.4 MR imaging
P.L. Pereira (Heilbronn/DE)
- 802.5 PET-CT
C.T. Sofocleous (New York, NY/US)
- 802.6 Robotics and navigation
F.M. Moeslein (Baltimore, MD/US)

HoW 3 10:30-12:00 **Hands-on Workshop** **Room Liszt**
Image-guided tumour ablation – liver

Coordinators: L. Crocetti (Pisa/IT), A. Gillams (London/UK)

12:15-13:45
Satellite Lunch Symposia

EM 1001 14:00-15:30 **ECIO meets WCIO (World Conference on Interventional Oncology)** **Room Pátia**
The future of IO

Moderators: R. Lencioni (Pisa/IT), M.C. Soulen (Philadelphia, PA/US)

- 1001.1 Molecular mechanisms of chemoembolization
T. Gade (Philadelphia, PA/US)
- 1001.2 Applications of nanotechnology in IO
S.B. White (Milwaukee, WI/US)
- 1001.3 Integration of IO with radiation oncology
N. Kothary (Stanford, CA/US)
- 1001.4 Y-90 SIR-Spheres for metastatic disease to the liver
L. Bester (Sydney, NSW/AU)
- 1001.5 Renal tumours: role of embolization in 2013
R.D. Garcia-Mónaco (Buenos Aires/AR)
- 1001.6 Questions & Answers



14:00-15:30
HD 1002 How I do it: tips and tricks from the experts
Image-guided ablation **Room Bartók**

Moderators: O. Akhan (Ankara/TR), C. Della Pina (Pisa/IT)

- 1002.1 Liver HCC
L. Crocetti (Pisa/IT)
- 1002.2 Liver metastases
T. Albrecht (Berlin/DE)
- 1002.3 Lung
J. Palussière (Bordeaux/FR)
- 1002.4 Kidney
S.L. Samuels (Miami, FL/US)
- 1002.5 Bone
M.R. Callstrom (Rochester, MN/US)
- 1002.6 Laparoscopic and open procedures
F. Orsi (Milan/IT)

14:00-15:30
HoW 4 Hands-on Workshop
Image-guided tumour ablation – kidney and bone **Room Liszt**

Coordinators: L. Crocetti (Pisa/IT), A. Gillams (London/UK)

16:00-17:00
HL 1101 Honorary Lecture **Room Pátia**

Moderators: M.J. Lee (Dublin/IE), R. Lencioni (Pisa/IT)

Laudation: R. Lencioni (Pisa/IT)

- 1101.1 Diagnosis and treatment of HCC: from guidelines to clinical practice
C. Bartolozzi (Pisa/IT)

16:00-17:00
CF 1102 Clinical Focus Session
Bone cancer **Room Bartók** 

Moderators: I. Battyány (Pécs/HU), J.H. Peregrin (Prague/CZ)

- 1102.1 Pain relief in metastatic disease
M.R. Callstrom (Rochester, MN/US)
- 1102.2 Can ablation be curative in bone metastases?
A. Gangi (Strasbourg/FR)
- 1102.3 Cementoplasty
A.D. Kelekis (Athens/GR)
- 1102.4 Percutaneous osteosynthesis for bone metastases
F. Deschamps (Villejuif/FR)

17:00-17:30
Satellite Symposia

Friday, June 21

08:30-10:00

CF 1301 Clinical Focus Session
Colorectal liver metastases

Room Pátéria 

Moderators: E. Brountzos (Athens/GR), T.K. Helmberger (Munich/DE)

- 1301.1 Systemic and intra-arterial therapies
N.E. Kemeny (New York, NY/US)
- 1301.2 Ablation
V. Válek (Brno/CZ)
- 1301.3 Drug-eluting beads
R.C.G. Martin (Louisville, KY/US)
- 1301.4 Radioembolization
W.S. Rilling (Milwaukee, WI/US)
- 1301.5 Combination strategies
D.C. Madoff (New York, NY/US)
- 1301.6 Multimodality management
T.J. Vogl (Frankfurt/DE)

08:30-10:00

IS 1302 Interactive Session
Management of complications I

Room Bartók 

Moderators: K.A. Hausegger (Klagenfurt/AT), T. Sabharwal (London/UK)

- 1302.1 Lung ablation
to be announced
- 1302.2 Liver ablation
G.D. Dodd III (Aurora, CO/US)
- 1302.3 Kidney ablation
D. Gervais (Boston, MA/US)
- 1302.4 Bone ablation
G.C. Anselmetti (Candiolo/IT)
- 1302.5 Liver chemoembolization
N. Hacking (Southampton/UK)
- 1302.6 Liver radioembolization
M.S. Johnson (Indianapolis, IN/US)

10:30-12:00



EM 1401 Professional issues in cancer care
Joint session with ESTRO (European Society for Therapeutic Radiology and Oncology)

Room Pátéria



Moderators: A. Adam (London/UK), V. Valentini (Rome/IT)

- 1401.1 The practice of interventional oncology: how to be a clinician
A. Gangi (Strasbourg/FR)
- 1401.2 The practice of radiation oncology: how to be a clinician
V. Valentini (Rome/IT)
- 1401.3 Training in oncology: how professional societies can help
P.L. Pereira (Heilbronn/DE)
- 1401.4 Training in oncology: how professional societies can help
R. Pötter (Vienna/AT)
- 1401.5 Collaboration, not competition, in oncology
L.M. Kenny (Brisbane, QLD/AU)
- 1401.6 Panel discussion: 'Interventional oncology – what it would take to move from technology to clinical practice'

HoW 5	<p>10:30-12:00</p> <p>Hands-on Workshop Image-guided tumour ablation – liver</p> <p><i>Coordinators: L. Crocetti (Pisa/IT), A. Gillams (London/UK)</i></p>	Room Liszt
	<p>12:15-13:45</p> <p>Satellite Lunch Symposia</p>	
IS 1601	<p>14:00-15:30</p> <p>Interactive Session Multidisciplinary Tumour Board: HCC and hepatic metastases</p> <p>HCC <i>Coordinator: T.K. Helmberger (Munich/DE)</i> <i>Panellists: G.D. Dodd III (Aurora, CO/US), J.-F.H. Geschwind (Baltimore MD/US), M.S. Johnson (Indianapolis, IN/US), A. Oláh (Győr/HU), H. Rhim (Seoul/KR)</i></p> <p>Hepatic metastases <i>Coordinator: A. Denys (Lausanne/CH)</i> <i>Panellists: T. Albrecht (Berlin/DE), G. Fiorentini (Pesaro/IT), N.E. Kemeny (New York, NY/US), R.C.G. Martin (Louisville, KY/US), R. Salem (Chicago, IL/US)</i></p>	Room Páttria 
HoW 6	<p>14:00-15:30</p> <p>Hands-on Workshop Image-guided tumour ablation – lung</p> <p><i>Coordinators: L. Crocetti (Pisa/IT), A. Gillams (London/UK)</i></p>	Room Liszt
CF 1701	<p>16:00-17:00</p> <p>Clinical Focus Session Kidney cancer</p> <p><i>Moderators: A. Adam (London/UK), P.R. Mueller (Boston, MA/US)</i></p>	Room Páttria 
1701.1	<p>To biopsy or not to biopsy <i>J. Garnon (Strasbourg/FR)</i></p>	
1701.2	<p>The role of surgery <i>A. Méjean (Paris/FR)</i></p>	
1701.3	<p>Patient selection for image-guided ablation <i>A. Veltri (Orbassano/IT)</i></p>	
1701.4	<p>Which ablation techniques? <i>D.J. Breen (Southampton/UK)</i></p>	

16:00-17:00
CF 1702 Clinical Focus Session
Palliative cancer management

Room Bartók 

Moderators: J.G. Caridi (Gainesville, FL/US), M. Grosso (Cuneo/IT)

- 1702.1 Pleural effusion and ascites
K.N. Katsanos (London/UK)
- 1702.2 Percutaneous nerve blocking
X. Buy (Bordeaux/FR)
- 1702.3 Pain management: tumour ablation
F. Deschamps (Villejuif/FR)
- 1702.4 Palliative embolization
T. Sabharwal (London/UK)

17:00-17:30
Satellite Symposia

Saturday, June 22

08:30-10:00
IS 1901 Interactive Session
Management of complications II

Room Pátia 

Moderators: T. Andrašina (Brno/CZ), A.F. Watkinson (Exeter/UK)

- 1901.1 Lung ablation
G. Carrafiello (Varese/IT)
- 1901.2 Liver ablation
J. Tacke (Passau/DE)
- 1901.3 Kidney ablation
P.R. Mueller (Boston, MA/US)
- 1901.4 Bone ablation
A.D. Kelekis (Athens/GR)
- 1901.5 Liver chemoembolization
W.S. Rilling (Milwaukee, WI/US)
- 1901.6 Liver radioembolization
P. Reimer (Karlsruhe/DE), I. Scheppers (Karlsruhe/DE)

10:30-12:00
IS 2001 Interactive Session
Multidisciplinary Tumour Board: Lung and kidney cancers

Room Pátia 

Lung cancer

Coordinator: R.D. Suh (Los Angeles, CA/US)

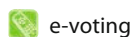
Panellists: A. Gillams (London/UK), L.M. Kenny (Brisbane, QLD/AU), J. King (London/UK),

J. Palussière (Bordeaux/FR)

Kidney cancer

Coordinator: D.J. Breen (Southampton/UK)

Panellists: Z. Bánsághi (Budapest/HU), A. Méjean (Paris/FR), A. Veltri (Orbassano/IT)



e-voting



recommended for EBIR preparation

Hands-on Workshop

Image-guided tumour ablation

Coordinators: L. Crocetti (Pisa/IT), A. Gillams (London/UK)



This hands-on workshop will give you the opportunity to participate in interactive sessions based on case presentations. Six workshops will each target a different organ (liver, lung, kidney/bone) and you will be able to learn from experts in the field in an informal manner. All available ablation systems (RFA, cryotherapy, microwave ablation, electroporation) will be accessible to the participants during the sessions.

Learning Objectives

- To discuss how to handle different equipment for tumour ablation in different organs
- To know predictive factors of success and failure in order to define best indication
- To know main reported complications of ablation and the basics for the prevention and treatment of such complications
- To have a good understanding of a range of ablation techniques for proper clinical application

HoW 1 **Wednesday, June 19**
Kidney and bone 10:30-12:00

HoW 2 **Wednesday, June 19**
Lung 14:00-15:30

HoW 3 **Thursday, June 20**
Liver 10:30-12:00

HoW 4 **Thursday, June 20**
Kidney and bone 14:00-15:30

HoW 5 **Friday, June 21**
Liver 10:30-12:00

HoW 6 **Friday, June 21**
Lung 14:00-15:30

Location

Room Liszt

Please note that participants need to register in advance at an extra cost of € 75.

★ EBIR ★

European Board of Interventional Radiology
The European qualification in Interventional Radiology

Special preparation courses for the EBIR

The EBIR is the European interventional radiology qualification, and aims to standardise the profession's training and expertise in interventional radiology across Europe.



Sessions especially suited for EBIR preparation are highlighted in the ECIO 2013 Scientific Programme (pages 6-15).

For application deadlines and detailed information regarding the EBIR examinations, please visit our website at www.cirse.org/ebir

Don't miss your chance!

The CIRSE EBIR Department
Neutorgasse 9/6, 1010 Vienna, Austria
ebir@cirse.org
www.cirse.org/ebir

Registration

Online registration (secured payment) for ECIO 2013 is now available at www.ecio.org.

Please note that your registration must be submitted and all fees paid by the respective deadlines. Incomplete registrations (not containing full name and address) cannot be processed.

Registration Fees (all prices inclusive of 27% Hungarian VAT)

Early - until March 14, 2013 (11:59 pm CET)

CIRSE Member	€ 390
Non Member	€ 590
Resident / Nurse / Radiographer*	€ 250
Undergraduate Medical Student**	€ 0

Until April 11, 2013 (11:59 pm CET)

CIRSE Member	€ 550
Non Member	€ 790
Resident / Nurse / Radiographer*	€ 385
Undergraduate Medical Student**	€ 0

After April 11, 2013

CIRSE Member	€ 750
Non Member	€ 860
Resident / Nurse / Radiographer*	€ 420
Undergraduate Medical Student**	€ 0

* to be accompanied by a certificate, signed by the head of department. Please send the confirmation within 5 days of your registration to registration@ecio.org or by fax to +43 1 904 2003 30.

** For Medical Students who have not finished their studies yet. Following documents must be submitted within 10 days of the registration: certificate of study, copy of a valid ID, CV. These documents must be sent by fax to +43 1 904 2003 30 or by e-mail to registration@ecio.org

Reduced CIRSE Member registration is only available for members of CIRSE (Cardiovascular and Interventional Radiological Society of Europe) in good standing.

Method of payment

Registration fees are to be paid in Euros (€) by:

- Bank Transfer
- Credit Card (Visa or Eurocard / Mastercard)

Cancellation of congress registration

CIRSE offers all participants the possibility of taking out cancellation insurance with our partner „Europäische Reiseversicherung“. CIRSE will not provide refunds after a cancellation of registration. All requests for refund have to be issued to the „Europäische Reiseversicherung“.

Name changes will be handled as a cancellation and new registration.

Additional information:

All ECIO 2013 registrants will be able to print out an invoice of registration using their personal login details at www.ecio.org.

Invoices will be issued by:

CIRSE Congress Research Education GmbH, Neutorgasse 9, 1010 Vienna, Austria

CME Credit Allowance

European Accreditation is granted by the EACCME (European Accreditation Council for Continuing Medical Education) to ECIO participants in order to validate the credits in their home country. The EACCME is an institution of the European Union of Medical Specialists (UEMS), www.uems.net.

ECIO 2012 in Florence, Italy, was granted 21 hours of European external CME credits. The same amount of credits or even more are expected for ECIO 2013.

Important Addresses

Congress Venue

Novotel Budapest Congress & Budapest Congress Center
Alkotás utca 63-67
1123 Budapest, Hungary

Organising Secretariat

CIRSE Central Office
Neutorgasse 9/6
1010 Vienna, Austria

Phone: +43 1 904 2003

Fax: +43 1 904 2003 30

E-mail: info@cirse.org

Web: www.ecio.org

E-mail Contacts

For general enquiries about the ECIO 2013 meeting, please send an e-mail to info@cirse.org.

In case of queries concerning registration for the ECIO 2013 meeting, please send an e-mail to registration@ecio.org.

For information about the scientific programme of ECIO 2013, please send an e-mail to liebhart@cirse.org.

ECIO 2013



Incentive Programme

€ 100,000 Education Grant

**CIRSE supports the “Referring Physician”
programme with € 100,000!**

**The ECIO Incentive Programme allows
radiologists with a full registration for
ECIO 2013 in Budapest to invite their referring
physician to the conference for free.**

**The first 100 referring physicians signed
up will receive free registration and up to
€ 1,000 travel support.**

**For further information and
registration please go to
www.ecio.org**

Accommodation

CIRSE Travel Service has secured a great number of hotel rooms in Budapest for the benefit of our congress participants. For further information about the official CIRSE hotels and room bookings, please refer to www.ecio.org.

List of hotels

Hotel	Category	Single Room	Double Room	Distance (m)
1 Novotel Budapest Congress	4*	146.00	159.00	0
2 Hotel Mediterrán	4*	48.00	59.00	500
3 Hotel Mercure Budapest Buda	4*	126.88	139.08	1,800
4 Danubius Hotel Flamenco	4*	82.00	92.00	1,800
5 Hilton Budapest	5*	207.40	231.80	2,100
6 InterContinental Budapest	5*	202.00	220.00	3,000

All rates are in Euros (€), per room and night, including breakfast and taxes (currently VAT 18%, local tax 4%; please note that tax levels are subject to governmental change and as a result rates quoted in this agreement may be amended in line with any change in applicable tax).

Budapest City Map



C = Congress Centre

The European Conference on Interventional Oncology is organised by the CIRSE (Cardiovascular and Interventional Radiological Society of Europe).

The official congress website is: www.ecio.org

To contact the CIRSE Central Office or members of the committee please write to info@cirse.org.



GraphX by LOOP. ENTERPRISES media
www.loop-enterprises.com

Preliminary Programme ECIO 2013

In case of any enquiries or comments,
please contact us at info@cirse.org

© Cardiovascular and Interventional Radiological
Society of Europe / 2012

